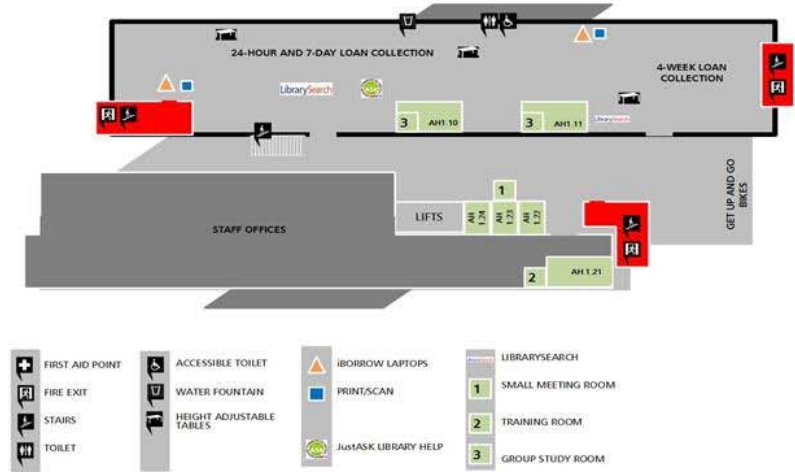


# Augustine House Floor Plans

## G Ground floor



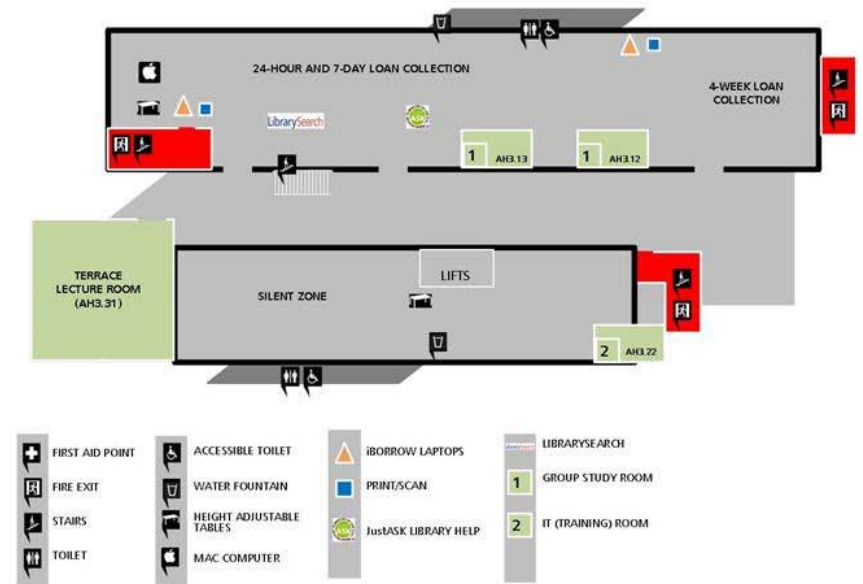
## 1 First floor Classmark 000-329 Group Study Zone



## 2 Second floor Classmark 330-599 and Curriculum Resources Collection Quiet and Silent Zones



## 3 Third floor Classmark 600-999 Quiet and Silent Zones



# Augustine House Floor Plans

## G Ground floor



## 2 Second floor

### Classmark 330-599 and Curriculum Resources Collection

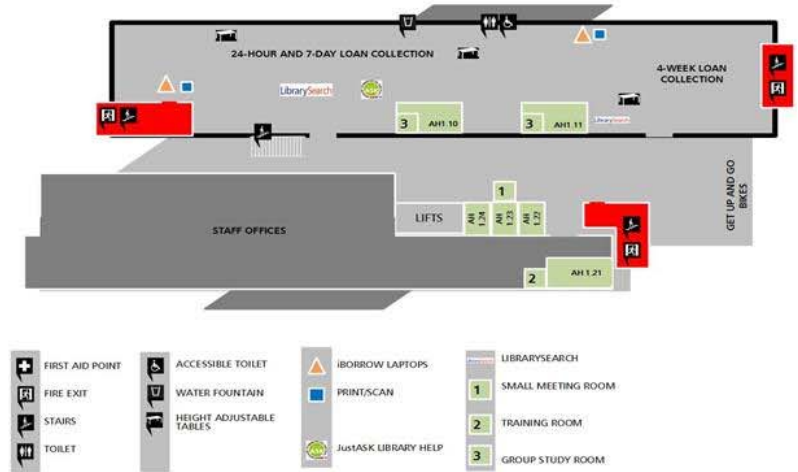
### Quiet and Silent Zones



## 1 First floor

### Classmark 000-329

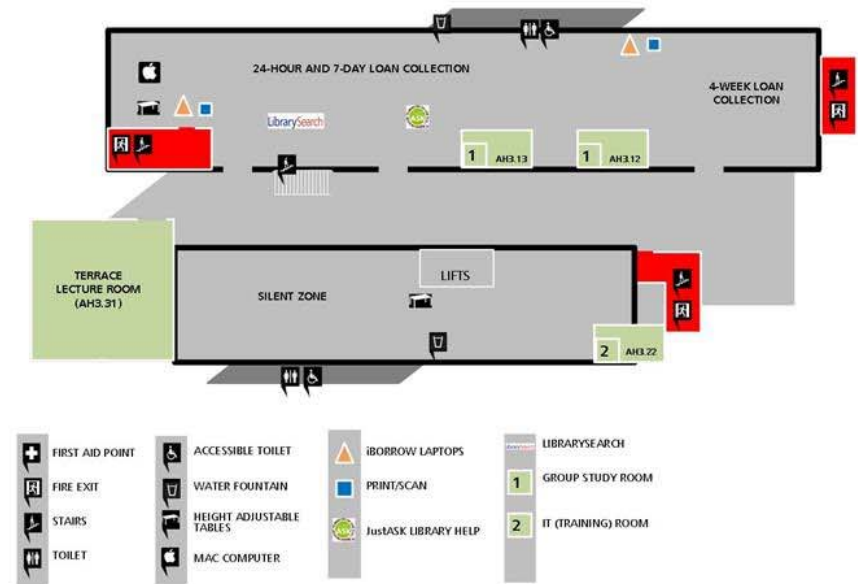
### Group Study Zone



## 3 Third floor

### Classmark 600-999

### Quiet and Silent Zones





### Welcome to Augustine House Library

This self-guided tour is designed to give you a flavour of the University Library. It will guide you through the building and let you explore different areas and discover the library resources. If you need help please ask the library staff or go to the i-zone.

Find your subject area and your Classmarks	
<b>Classmarks 000-329.99 First Floor</b>	
Computing	Philosophy and Religion
Social Science	Psychology
<b>Classmarks 330-599.99 Second Floor</b>	
Law	Languages
Sciences and Mathematics	Education and Curriculum Resources
Journals (West wing)	Newspapers
<b>Classmarks 600-999.99 Third Floor</b>	
Arts	Business and Management
Engineering	History and Geography
Literature	Medicine and Health
Sport Science	Fiction (West wing)

### LibrarySearch

Look up an item's classmark and location in LibrarySearch. If you can't find it on the shelf, ask a member of staff. There are LibrarySearch catalogues throughout the library or via [www.canterbury.ac.uk/library](http://www.canterbury.ac.uk/library).

### Our Study Zones

The library is arranged over 3 floors with different study zones. Each floor will have a sign displaying which zone they are. You can access all floors via the staircase or lifts.

- 
**SILENT ZONE**  
 \ CONCENTRATE  
 \ FOCUS  
 \ NO SOUND FROM HEADPHONES  
 \ MOBILE PHONES ON SILENT  
 \ COLD SNACK ONLY
- 
**QUIET ZONE**  
 \ STUDY  
 \ TRANQUIL SURROUNDINGS  
 \ KEEP CONVERSATIONS SHORT AND QUIET  
 \ HEADPHONES AT A LOW VOLUME  
 \ MOBILE PHONES ON VIBRATE  
 \ COLD SNACK ONLY
- 
**GROUP ZONE**  
 \ WORK TOGETHER  
 \ SHARE IDEAS, PLANS PROJECTS  
 \ PRACTICE PRESENTATIONS  
 \ COLD SNACK ONLY
- 
**SOCIAL STUDY ZONE**  
 \ TAKE A BREAK  
 \ CHAT  
 \ DISCUSS WORK WITH FRIENDS  
 \ COLD SNACK ONLY

### Ground Floor

As you walk into Augustine House the main reception is on your right. You will find a Floor Directory Sign in front of the stairs. Continuing on the ground floor, to your right you will find the i-zone and to your left and (behind the glass partition) the Library Point. The Reservation pick-up point and the self-service machines to borrow and return books are nearby.

i-zone	Atrium Café
Library Point	Photocopier/scanner/printer
Borrow/Return Machines	Cash Machine Stationery Vending Machine
Current Newspapers	Dedicated Visitor PC
Lockers	Faith Space
Charging Station Quick Access PCs	Augustine Hall Baby Care Room Assistive Technology room

### Floors 1-3

Each floor is arranged identically to make it easier to navigate.

Books are available as 4 week loan, 7 day loan, 24 hour loan and Reference.

4 week loans are kept in the moving shelf units.

The 7 day, 24 hour loan and reference books are shelved on the open shelves.

Also, on each floor you will find:

- i-borrows laptops
- Printers/photocopiers/scanners
- Height adjustable desks
- Help phone at the Just Ask pods
- Bookable study rooms



### Contact Us

Need help?

Go to the Library Point or pick up the phone at the Just Ask pods on every floor to speak to a member of staff.

Email us: [library.canterbury@canterbury.ac.uk](mailto:library.canterbury@canterbury.ac.uk)

Call us on 01227 922352

### Check our website for opening hours

<https://www.canterbury.ac.uk/students/library/>

### You can also view the library via our online Virtual Map

[www.canterbury.ac.uk/campusmaps](http://www.canterbury.ac.uk/campusmaps)