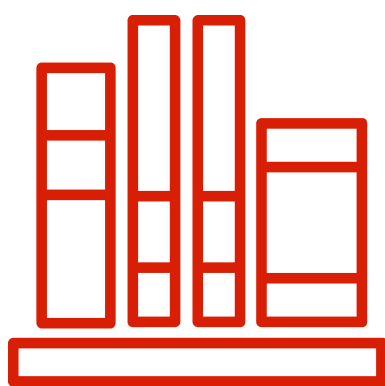


## PRINTED BOOKS


For books only available on the library shelves, remember you can use the Table of Contents at the front and that most academic texts have a Subject Index at the back you can also use to find relevant sections. If you cannot find a book on a specific topic, try looking for a book on a broader subject and then use the book's index to find sections about your more specific topic. Remember that there are far more printed books than there are e-books and if you limit your research to what you can find online you will be ignoring an important source of research material.



## E-BOOKS

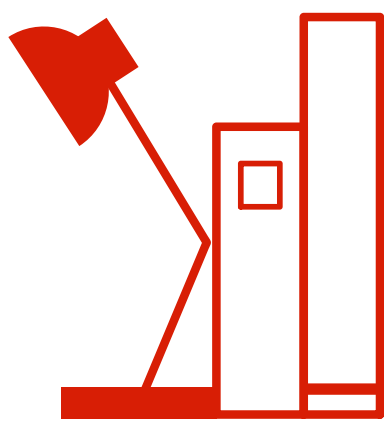
The advantage of using an e-book is that you can download it on to your device to read later when you're offline, or, using the more interactive Read Online mode:

- jump to a chapter from the Table of Contents
- search the entire text for a word or phrase (your search term will appear highlighted on the pages you find and link to)
- copy/paste or print off up to 5 percent of the text
- add your own notes to a page
- in some cases, even highlight the text you're interested in



## PRINTED JOURNALS

Some journals the library subscribes to are only available in printed form on the library shelves. You can still use our databases – or even Google Scholar – to do a topic search for articles in these journals before tracking them down in the appropriate issue or issues on the shelves. The journals in Augustine House are kept on Floor 2, in the room nearest the central lifts. They are shelved alphabetically by journal title and are for use in the library only.



## E-JOURNALS

Most journals the library subscribes to are available online as electronic journals (e-journals) and you can search these using the main LibrarySearch search screen. Just type in some keywords and then follow the resulting links to find out more. You can narrow down your search results in various ways by using the options in the righthand frame, under Resources. Use the View Content link to get to the full text if it is available. Try also going to individual databases via the Find Databases A-Z link and searching these; this can sometimes work better than using the main LibrarySearch screen.

